

Bear

"An economical solution to high current switching applications."



Trombetta



Strong construction and the ability to "bear" a high current-carrying capability have earned the Trombetta Bear DC Contactor Family its name. It's big but efficient – the Bear provides an economical solution to high current switching applications. Battery management and emergency starting applications make the Bear growl to life.

Transportation, large machinery, and portable vehicles that carry multi-battery systems are excellent candidates to take advantage of the Bear's strengths.

 **TROMBETTA • TYMPANIUM**

 **INDUSTRIAL
DIESEL
PRODUCTS INC.**
worldwide procurement solutions

Engineering Excellence. Worldwide Competitiveness.

Bear DC Contactor Specifications

Coil Terminals	2: 10-32 Studs
Contact Studs	5/16-24 Studs
Mounting Bracket	Flat or Curved
Standard Operating Temperature Range	-40° C to 85° C

Coils

Contact

Model	Max Sustained Duty Cycle ¹	Max On Time	Pull In Voltage ²	Hold Voltage ²	Coil Resist Ohms	Resistive Load Carry/Interrupt Capability (Amps) ³	Inductive Load Carry/Interrupt Capability (Amps) ³	Peak Inductive Inrush Capability (Amps) ⁴	Electrical Cycle Life	Contact Material
12V Intermit.	50%	15 minutes	6.5	2.5	6.0	300/300	300/300	600	25k Copper 50k Silver	Copper or Silver
12V Cont.	100%	Cont.	7.5	3.0	7.7	225/225	225/225	600	25k Copper 50k Silver	Copper or Silver
24V Intermit.	50%	15 minutes	12.0	5.0	27.0	300/300	300/300	600	25k Copper 50k Silver	Copper or Silver
12V Cont.	100%	Cont.	14.0	6.0	32.0	225/225	225/225	600	25k Copper 50k Silver	Copper or Silver
36V Cont.	100%	Cont.	21.0	7.5	69.0	225/225	225/225	600	50k Silver	Silver
48V Cont.	100%	Cont.	30.0	12.0	126.0	225/225	225/225	600	50k Silver	Silver

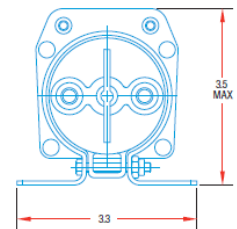
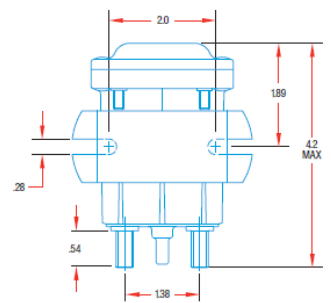
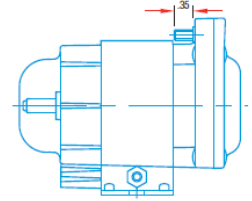
¹Nominal coil voltage applied starting from 25° C DC Contactor temperature. Duty Cycle=On Time/(On Time + Off Time). ²Voltages listed are minimum required at 25° C coil temperature. Minimum voltage requirements will increase with coil temperature. ³Amps at Max Duty Cycle (300 amps for 60 seconds or 400 amps for 30 seconds). ⁴Risetime ≥ 3 milliseconds to 80% of peak inrush with linear decay to run (carry) current in ≤.1 seconds.

Enter Complete Part Number Below –

Ordering Information • Some configurations are not available. Contact your Trombetta sales rep before ordering.

Family	Coil Connection Configuration	High Current Stud	Coil Voltage	Bracket Type	Bracket Location	Duty Cycle	Contact Material	Sealing
<input checked="" type="checkbox"/>	<input checked="" type="checkbox"/>	<input checked="" type="checkbox"/>	-	<input checked="" type="checkbox"/> <input checked="" type="checkbox"/>	<input checked="" type="checkbox"/>	-	<input checked="" type="checkbox"/>	<input checked="" type="checkbox"/>
1- Bear	1- Non-Grounded (2)10-32 Studs 2- Non-Grounded (2)10-32 Studs + (2) Spades	0- 5/16-24 SPDT and 5/16-24 Standard Length Studs 2- 1/4-20 Stud 4- Standard Bear	12- 12 Volt 24- 24 Volt 36- 36 Volt 48- 48 Volt	1- Flat 2- Curved	1- 1.890" Standard Location 2- 2.620" Requires Drilling of Housing	0- 100% Continuous 5- 50% Sustained	1- Copper 2- Silver Alloy Contacts 5- Alloy Silver Plated Movable 6- Alloy Silver Plated Movable & Stationary	0- No Additional Sealing

TYPICAL DIMENSIONS



Note - 2 5/16-24 nuts are provided as standard