

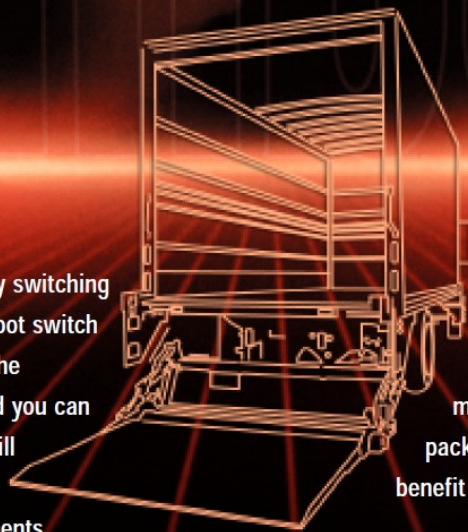
# Foot/Pump Switch

"Loaded for Power.  
Built tough for connection  
of power to load."




Designed for the momentary switching of high current. Whenever foot switch action is required, step on the Trombetta Switch Group and you can step it up to 500 amps. It will work in high temperatures and high vibration environments.

These switches are available in momentary foot and rugged momentary pump models.



The Switch Group works wherever you need to step on it and load up the power. Fork trucks, booms, material handling and hydraulic power packs are specific applications that will benefit from the switch to Trombetta.

 **TROMBETTA · TYMPANIUM**

 **INDUSTRIAL  
DIESEL  
PRODUCTS INC.**  
worldwide procurement solutions

Engineering Excellence. Worldwide Competitiveness.

## Foot & Pump Switch Specifications

Model	Contact Type	Voltage Nominal VDC	Max Sustained Duty Cycle <sup>1</sup>	Max Continuous On Time	Contact Peak In-Rush Current Capability (Amps) <sup>2</sup>	Contact Current Carrying Capability Amps at Max Duty Cycle
Pump P/N 267630 P/N 267631 P/N 267634	Momentary Normally Open	12/24	50%	120 Seconds	500	200
Foot Switch P/N 26240	Momentary Normally Open	12/24	25%	20 Seconds	400	80

<sup>1</sup>Duty Cycle=On Time/(On Time + Off Time). <sup>2</sup>Risetime  $\geq 3$  milliseconds to 80% of peak inrush with linear decay to run (carry) current in  $\leq 1$  seconds (typical motor load).

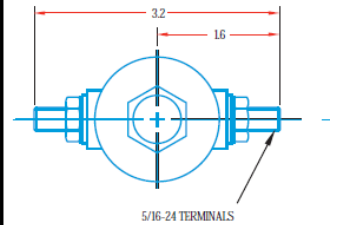
### TROMBETTA SWITCHES & DC CONTACTORS

Connect with Trombetta's DC Contactor Group for loads of power. Built for heavy duty in high temperature and high vibration environments, Trombetta Switches and DC Contactors deliver with cool, steady precision.

If you have a tough job that needs power, try Trombetta.



### TYPICAL DIMENSIONS



Various threaded or grooved mounting bushings available. Mounting nuts available.

